

3rd Generation Series 6-Cylinder Diesel Engine

AGCO SISU POWER's 6-cylinder 3rd Generation series engines are designed for demanding off-road machinery applications. Robust construction, durability, reliability and strong torque have made AGCO SISU POWER engines famous throughout the years. An improved combustion process provides exceptional performance.

Increased power density – reduced gas and noise emissions

Meeting both the European and US Stage 3A / Tier III emission requirements, this series offers reduced emissions in conjunction with increased power density, greater torque and good fuel economy. Combustion noise has also been reduced through the use of pilot injection. Mechanical noise is reduced through a new timing gear.

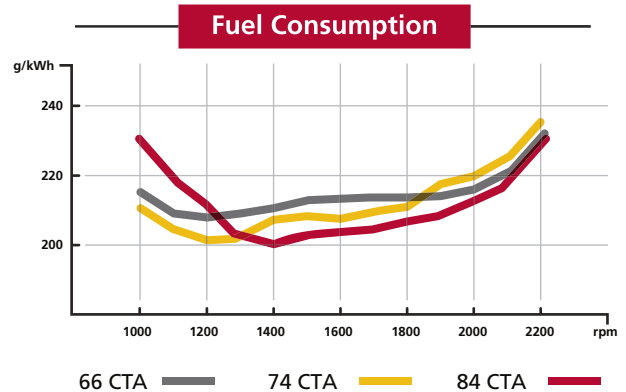
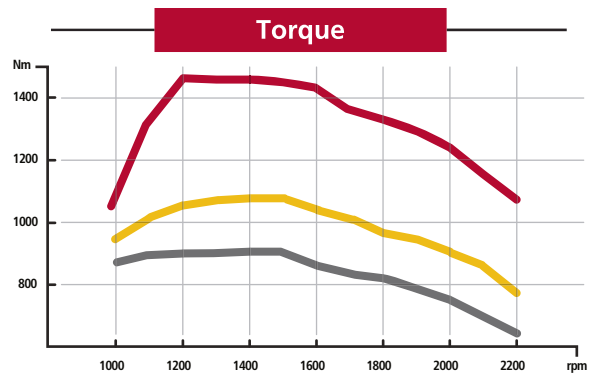
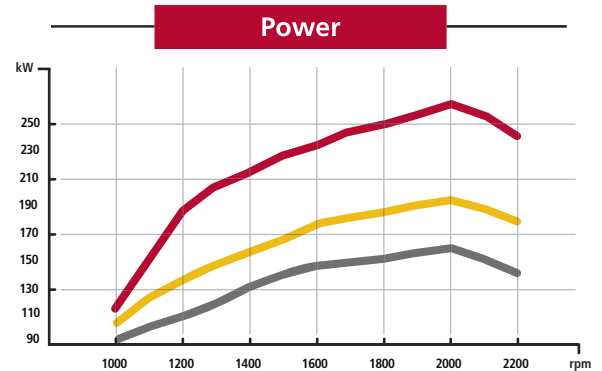
Depending on customer preference and performance requirements, cylinder heads on 66 CTA and 74 CTA engines can be delivered with either 2 or 4 valves per cylinder. 84 CTA uses 4 valve technology only.

Fuel injection system

All 6-cylinder 3rd Generation series engines are implemented with Common Rail fuel injection system. Supplier of the components and basic software for CR system is Robert Bosch GmbH, while customized program design and CAN bus communication software are developed and applied by AGCO SISU POWER. The CR system allows substantially higher injection pressures than conventional, mechanical systems.

3rd Generation electronic engine control system

3rd Generation series Common Rail engines feature the SisuTronic EEM3, a third generation electronics control system based on years of development and experience. This system phases injections up to five stages during one combustion process.



66 CTA 74 CTA 84 CTA

All curves are examples of existing customer applications

ISO 14396



No Compromises

Increased Power Reduced Emissions Improved Fuel Economy

ENGINE TYPE	66 CTA	74 CTA	84 CTA
Rated power (kw)	98 - 175	135 - 215	187 - 305
Nominal speed (rpm)	2200	2200	2200
Rated torque (Nm)	550 - 1000	670 - 1150	1185 - 1600
At speed (rpm)	1500	1500	1500
Number of cylinders	6	6	6
Displacement (Litres)	6,6	7,4	8,4
Cylinder bore (mm)	108	108	111
Stroke (mm)	120	134	145
Rotation direction (seen from flywheel end)	CCW	CCW	CCW
Aspiration	Turbocharged and charged air cooled		
Type of intercooler	Air to air	Air to air	Air to air
Emission certification	EU Stage 3 A / EPA Tier3		
Injection system	Common Rail	Common Rail	Common Rail

The peak ratings for combine harvester applications.

ENGINE TYPE	Dimensions mm			Dry Weight kg
	A	B	C	
66 CTA	1190	600	997	590
74 CTA	1190	600	997	600
84 CTA	1250	640	1060	690

